

BUCK | Simplify Treasury Option Income ETF

Why BUCK?



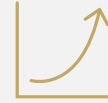
Actively managed, yield-enhanced Treasury Bill fund

Seeks to provide monthly income while targeting a yield +1%-2% above U.S. Treasury Bills



No credit risk and minimal interest rate risk

Invests in short-term fixed income securities with 80% or more in U.S. Treasury securities with a duration up to one year



Risk-managed option selling delivers enhanced income

Enhances yield via structural alpha by selling options on U.S. Treasuries to provide additional income

Risk-Managed Option Writing Strategy

Treasury options are consistently in high demand to hedge interest rate risk by broker dealers, especially those involved with Mortgage-Backed Securities (MBS).

This strong structural demand to buy options naturally increases option premiums, adding to the potential profitability of option selling strategies. By selling out of the money options at key rate levels, BUCK generates additional income while positioning for adding or reducing risk at high reward to risk junctures.

The option writing strategy is designed to provide additional income as well as add to total returns.

- Strike prices are typically selected with a 90%-to-95%-win probability that the options expire worthless.
- Option durations are short, typically one to two months to expiration.
- Risk management procedures will typically close an option early if the position goes in the money, because once an option price goes through the strike price, the move in the option price accelerates rapidly.

No credit risk,
minimal interest
rate risk

Active management
allows for optimal option
contract selection

Risk management helps
reduce the risk of an
unexpected outcome

+1-2% target enhanced
income over U.S.
Treasury Bills

For illustrative purposes only. Subject to change.

Portfolio Applications



Cash Alternative

For investors seeking a higher yield than cash and are willing to accept a small amount of volatility.



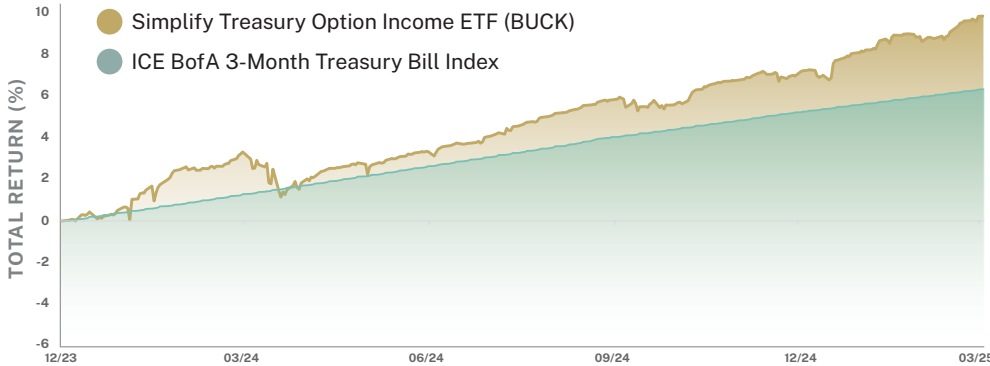
Core Bond Alternative

For investors seeking a similar or higher yield than core bond funds but with a lower amount of volatility and shorter duration.

Enhance your cash exposure

Cumulative Total Return

12/31/23 - 03/31/25



Source: Bloomberg. The performance data quoted represents past performance and is no guarantee of future results. Current performance may be lower or higher than the performance data quoted. Investment returns and the principal value of an investment will fluctuate so that an investor's shares, when redeemed, may be worth more or less than their original cost. For performance data current to the most recent month-end please call (855) 772-8488 or go to simplify.us/etfs. For standardized performance, simplify.us/etfs/buck-simplify-stable-income-etf

BUCK's active approach to option selling

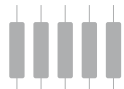
When BUCK sells options on U.S. Treasuries its goal is that the selected options expire worthless, allowing the strategy to keep the option premium. Its active management optimizes contract selection by targeting one to two-month options with a 90-95% likelihood of expiring "out of the money" – i.e., worthless.

Option contract selection starts with an economic analysis to determine the portfolio managers thesis on interest rates



Bullish

SELL PUTS, Rising Treasury Prices



Neutral

SELL PUTS and CALLS, "Strangle"



Bearish

SELL CALLS, Falling Treasury Prices

Option Positioning:

Performance as of 03/31/25 | Inception Date: 10/27/22

	CUMULATIVE TOTAL RETURN				ANNUALIZED TOTAL RETURN	
	3 mo	6 mo	YTD	Since Inception	1 Year	Since Inception
BUCK						
NAV	2.45%	3.77%	2.45%	15.70%	6.32%	6.20%
Market Price	2.42%	3.89%	2.42%	15.37%	6.42%	6.08%
ICE BofA US 3-Month Treasury Bill Index	1.02%	2.21%	1.02%	12.44%	4.97%	4.96%
Gross Expense Ratio		0.36%	SEC 30-Day Yield		3.96%	

The performance data quoted represents past performance and does not guarantee future results. Current performance may be lower or higher than the performance data quoted. In addition, investment returns and the principal value of an investment will fluctuate so that an investor's shares, when redeemed, may be worth more or less than their original cost. For performance data current to the most recent month-end, please call (855) 772-8488 or go to simplify.us/etfs.

Investors should carefully consider the investment objectives, risks, charges, and expenses of Exchange Traded Funds (ETFs) before investing. To obtain an ETF's prospectus or Summary prospectus containing this and other important information, please call (855) 772-8488, or visit SimplifyETFs.com. Please read the prospectus carefully before you invest.

An investment in the fund involves risk, including possible loss of principal.

The fund is actively-managed and subject to the risk that the strategy may not produce the intended results. The Fund invests in ETFs (Exchange-Traded Funds) and entails higher expenses than if invested into the underlying ETF directly. The lower the credit quality, the more volatile performance will be. When junk bonds sell off, the lowest-rated bonds are typically hit hardest known as blow up risk. Likewise, the riskiest bonds typically rise fastest in a bull market however these investments that don't have a credit rating are typically the most volatile, hard to price and the least liquid.

The use of derivative instruments involves risks different from, or possibly greater than, the risks associated with investing directly in securities and other traditional investments. These risks include (i) the risk that the counterparty to a derivative transaction may not fulfill its contractual obligations; (ii) risk of mispricing or improper valuation; and (iii) the risk that changes in the value of the derivative may not correlate perfectly with the underlying asset, rate, or index. Derivative prices are highly volatile and may fluctuate substantially during a short period of time. The use of leverage by the Fund, such as borrowing money to purchase securities or the use of options, will cause the Fund to incur additional expenses and magnify the Fund's gains or losses. The Fund's investment in fixed income securities is subject to credit risk (the debtor may default) and prepayment risk (an obligation paid early) which could cause its share price and total return to be reduced. Typically, as interest rates rise the value of bond prices will decline and the fund could lose value.

While the option overlay is intended to improve the Fund's performance, there is no guarantee that it will do so. Utilizing an option overlay strategy involves the risk that as the buyer of a put or call option, the Fund risks losing the entire premium invested in the option if the Fund does not exercise the option. Also, securities and options traded in over-the-counter markets may trade less frequently and in limited volumes and thus exhibit more volatility and liquidity risk.

Simplify ETFs are distributed by Foreside Financial Services, LLC. Foreside and Simplify are not related.

© 2025 Simplify ETFs. All rights reserved.

Definitions

Alpha: An investment strategy's ability to beat the market, or its "edge." Alpha is thus also often referred to as "excess return" or the "abnormal rate of return" in relation to a benchmark, when adjusted for risk.

Duration: A measure of the sensitivity of the price of a bond or other debt instrument to a change in interest rates.

ICE BofA US 3-Month Treasury Bill Index: An unmanaged index that is comprised of a single U.S. Treasury issue with approximately three months to final maturity, purchased at the beginning of each month and held for one full month.

In the Money: An option that possesses intrinsic value. An option that's in the money is an option that presents a profit opportunity due to the relationship between the strike price and the prevailing market price of the underlying asset.

Mortgage-Backed Securities (MBS): Investment products similar to bonds. Each MBS consists of a bundle of home loans and other real estate debt bought from the banks that issued them. Investors in mortgage-backed securities receive periodic payments similar to bond coupon payments.

Option: An option is a contract that gives the buyer the right to either buy (in the case of a call option) or sell (in the case of a put option) an underlying asset at a pre-determined price ("strike") by a specific date ("expiry"). An "outright" is another name for a single option leg. A "spread" is when options are bought at one strike and an equal amount of options are sold at a different strike, all at the same expiry.

Out of the Money: An option has no intrinsic value, only extrinsic or time value.

Strike Price: Strike price is the pre-determined price at which the buyer and seller of an option agree on a contract or exercise a valid and unexpired option. While exercising a call option, the option holder buys the asset from the seller, while in the case of a put option, the option holder sells the asset to the seller. In case of both call and put options, the strike price remains the same through the life of the contract. The difference between the strike price and the current market price (or the underlying price) is one of the inputs that determine the price or premium, which, in turn, decides whether the option is in-the-money or out-of-the-money. Usually, in-the-money options are more expensive than out-of-the-money options.



**Scan the QR Code to Learn More About
BUCK | Simplify Treasury Option Income ETF**

Visit to simplify.us/etfs learn more about our funds